

Mechanical Data

Item	Standard Value	Unit
Module Dimension	80.0x70.0	mm
Viewing Area	72.0x40.0	mm
Mounting hole	80.0x 70.0	mm
Dot Pitch	0.52x0.52	mm

Absolute Maximum Rating

Item	Symbol	Standard Value			Unit
		min.	typ.	max.	
Power Supply	VDD-VSS	4.75	5.0	5.25	V
Input Voltage	VI	-0.3	---	VDD	V

Note : VSS=0 Volt, VDD=5.0 Volt.

Electronical Characteristics

Item	Symbol	Condition	Standard Value			Unit
			min.	typ.	max.	
Input Voltage	VDD	L level	0.7VDD	---	VDD	V
	VIO	H level	0	---	0.3VDD	V
Supply Current	IDD	VDD=5V	--	3.6	3.9	mA
Recommended LC Driving Voltage for Normal Temp. Version module	VDD-V0	-20°C	9.9	10.4	10.9	V
		0°C	9.7	10.2	10.7	
		25°C	8.9	9.4	9.9	
		50°C	8.6	9.1	9.6	
		70°C	8.4	8.9	9.4	
LED Forward Voltage	VF	25°C	--	4.2	4.6	V
LED Forward Current	IF	25°C	---	330	660	mA
EL	IEL	Vel=110VAC;400Hz	---	---	5.0	mA

Feature

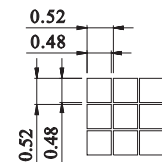
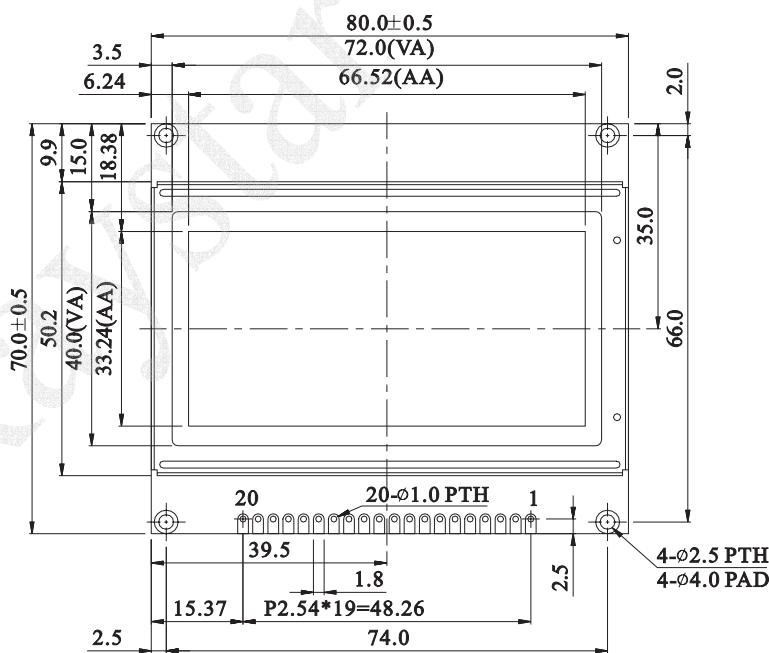
1. Built-in controller Samsung-(KS0107 · KS0108 or Equivalent)
2. +5V power supply
3. 1/64 duty cycle
4. N.V option

Pin NO.	Symbol	Function
1	Vss	GND
2	Vdd	Power supply (+5V)
3	Vo	Contrast Adjustment
4	D/I	Data/Instruction
5	R/W	Data read/write
6	E	H→L Enable signal
7	DB0	Data bus line
8	DB1	Data bus line
9	DB2	Data bus line
10	DB3	Data bus line
11	DB4	Data bus line
12	DB5	Data bus line
13	DB6	Data bus line
14	DB7	Data bus line
15	CS1	Chip select for IC1
16	CS2	Chip select for IC2
17	RST	Reset
18	Vee	Negative voltage output
19	A	Power supply for LED +(4.2V)RA=0Ω
20	K	Power supply for LED (0V)

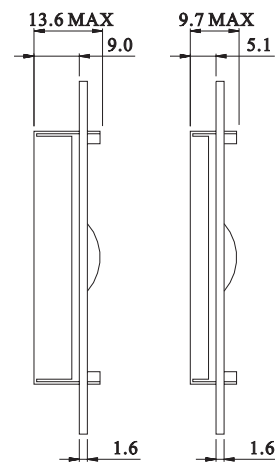
Graphic type

RG12864D Graphic 128x64 dots

Dimension drawing



DOT SIZE SCALE 10/1



LED B/L

EL or NO B/L